

SOWERBY COMMUNITY PRIMARY SCHOOL

Topcliffe Road

Sowerby

Thirsk

North Yorkshire

YO7 IRX

Tel: 01845 523037

Fax: 01845 526876

Headteacher: Mrs K Ungerechts

20th September 2017

Dear Y5/6 Parents,

Your children's homework for this half-term is to read, learn the spellings that will be coming home from next week and also to make sure that your children know their times tables up to 12 X12.

They need to know these facts in order to be able to access the Maths and English Curriculum comfortably.

If your child wants to do anything extra linked to our topic this half term, we have attached a sheet of ideas/suggestions that they can also try if they want to.




Many thanks.

Y5/6 teachers



EXPLORERS LEARNING LADDER

Start at the bottom...choose three activities, one from each row: one to **collect** information, one to **organise** information, one to **create** a product to show what you have learnt.

	Word	Mathematical	Visual	Musical	Tactile
 <p>3. Create</p>	Write a journal as if you were one of the crew travelling with your chosen explorer.	Create a list of supplies for an explorer's ship, based on how long they will be away and how many crew are on board.	Draw and label three new (imaginary) plants or animals that your explorer might have seen.	Imagine you're an explorer who has discovered a new land. Write a national anthem for your new country.	Create a map of an undiscovered land that an early explorer might have used. Include compass directions.
 <p>2. Organise</p>	Choose one of the explorers from your list. Write a biography of them, giving details about their life and experiences as an explorer.	Create a timeline showing when important discoveries were made by explorers.	Find pictures of plants and animals that would have been seen by one of your chosen explorers.	Imagine you are organising a time travel BBQ. Explain which three explorers you would invite and why.	Make a 'message in a bottle' to be thrown overboard from an explorer's ship. Include information about where you are and what you have seen.
 <p>1. Collect</p>	Make a list of explorers from your home country, or explorers who visited your home country.	Look through an atlas and write a list of the ten nearest geographical neighbours of your home country. Organise them in order of distance.	Find a map of the world online and draw the routes of three famous explorers.	Sailors used to sing 'sea shanties' while they worked on board ship. Find three examples of sea shanty from the days of the explorers.	Explore your local area and draw a map showing how to get from your apartment to the school bus stop.

